



## ASSEMBLY OF THE EAS WITH THE CONNECTION SET EAS (E005016): THE FLUSH-MOUNTED BOX


For easier installation of the EAS control unit in the flush-mounted box, we recommend the use of our new connection set (E005016). The set facilitates the clamping and insertion of the control and offers more room for installation. Accessibility for later maintenance is convenient and easy.




*Im. 1: Connection set EAS (E005016)*



*Im. 2: Connection set screwed into the flush-mounted box*



*Im. 3: Connection of power cable*



*Im. 4: Connection between control panel and flush-mounted box*



*Im. 5: Glass display mounted*

Ulrich Brunner GmbH

Zellhuber Ring 17-18

D-84307 Eggenfelden

Tel.: +49 (0) 8721/771-0

Fax: +49 (0) 8721/771-100

Email: [info@brunner.de](mailto:info@brunner.de)

Art.Nr.: 202192